




Adult Table - Male 2010

Pos.	Name	Div.	1	2	3	4	5	6	Total
1	Iain McCorkindale	Adult	258	233	279	259	246	269	1544
2	Raymond Teece	Adult	300	246	300	249	211	228	1534
3	Damian Gray	Adult	269	225	268	213	246	267	1488
4	Richie Teece	Adult	248	256	263	279	202	218	1466
5	Ian Horrell	Adult	245	245	216	215	249	247	1417
6	Lee Cocker	Adult	198	234	267	279	226	207	1411
7	Matt Miller	Adult	257	240	213	205	280	214	1409
8	Matt Hamilton	Adult	247	201	233	220	225	223	1349
9	Nathan Whitaker	Adult	212	257	228	214	225	212	1348
10	Paul Morris	Adult	235	214	257	211	237	191	1345
11	George Williams	Adult	248	180	212	246	227	203	1316
12	Tommy Spender	Adult	220	242	183	279	215	133	1272
13	David High	Adult	205	247	159	204	201	228	1244
14	Steve Miller	Adult	160	190	185	269	194	190	1188
15	Chris West	Adult	139	191	197	255	169	223	1174
16	Steve Wright	Adult	188	177	152	177	189	230	1113
17	Ben Taylor	Adult	227	158	174	171	206	171	1107
18	Matthew Engall	Adult	171	187	200	181	169	192	1100
19	Colin Brown	Adult	163	143	173	203	200	196	1078
20	Nigel Spender	Adult	177	180	180	220	157	146	1060
21	James Cadwell	Adult	169	168	221	158	187	142	1045
22	Joel Deacon	Adult	152	162	200	170	170	174	1028
23	Lewis Spender	Adult	137	133	189	170	157	215	1001
24	Connor Wills	Adult	145	145	164	153	203	153	963
25	Rex Santos	Adult	168	146	174	156	133	170	947
26	Ryan Jamieson	Adult	166	175	138	141	138	187	945
27	Ian Cadwell	Adult	157	156	154	131	154	179	931
28									0
29									0
30									0

Adult Male Sort

Key


	Bowled 9/1
	Bowled 16/
	Bowled 17/

Adult Table - Female 2010

Pos.	Name	Div.	1	2	3	4	5	6	Total
1	Clare Edwards	Adult	191	171	186	209	232	224	1213
2	Jennifer Lofty	Adult	195	248	171	180	156	179	1129
3	Anne-Maree Williams	Adult	127	145	222	190	193	204	1081
4	Julie Alderson	Adult	190	215	187	142	183	158	1075
5	Lynne Palmer	Adult	176	188	189	170	168	172	1063
6	Helen Woodley	Adult	159	184	168	143	191	212	1057
7	Carol McCaffery	Adult	153	177	191	194	157	172	1044
8	Marilyn Morris	Adult	201	157	148	157	163	170	996
9	Claire Connick	Adult	179	173	158	146	150	164	970
10	Julie Say	Adult	159	150	176	146	172	160	963
11	Sue Rowe	Adult	166	145	140	153	194	161	959
12		Adult							0
13		Adult							0
14		Adult							0
15		Adult							0
16		Adult							0

Adult Ladies Sort

Key




Senior Table - Male 2010

Pos.	Name	Div.	1	2	3	4	5	6	Total	Bonus	Total + Bonus
1	Ian Horrell	Senior	245	245	216	215	249	247	1417	54	1471
2	Robert Poore	Senior	215	233	237	190	185	216	1276	120	1396
3	Paul Morris	Senior	235	214	257	211	237	191	1345	0	1345
4	Martin Moran	Senior	212	239	219	210	223	182	1285	54	1339
5	David High	Senior	205	247	159	204	201	228	1244	0	1244
6	Allan Morris	Senior	182	141	176	218	169	155	1041	150	1191
7	Steve Wright	Senior	188	177	152	177	189	230	1113	60	1173
8	Colin Brown	Senior	163	143	173	203	200	196	1078	72	1150
9	Brian Wilkins	Senior	184	156	194	175	196	148	1053	78	1131
10	John Southgate	Senior	143	173	163	213	133	158	983	60	1043
11	John Engall	Senior	208	124	152	156	132	145	917	96	1013
12	Bert Hales	Senior	0	0	0	0	0	0	0	84	84

Senior Sort

Key



Senior Table - Female 2010

Pos.	Name	Div.	1	2	3	4	5	6	Total	Bonus	Total + Bonus
1	Marilyn Morris	Senior	201	157	148	157	163	170	996	138	1134
2	Lynne Palmer	Senior	176	188	189	170	168	172	1063	60	1123
3	Carol McCaffery	Senior	153	177	191	194	157	172	1044	42	1086
4	Thelma Brighton	Senior	190	169	176	137	144	153	969	114	1083
5	Helen Woodley	Senior	159	184	168	143	191	212	1057	6	1063
6	Julie Say	Senior	159	150	176	146	172	160	963	18	981
7											
8											
9											
10											

Senior Female Sort

Key

